



# BRAZOS VALLEY AMATEUR RADIO CLUB



AMATEUR RADIO FOR SOUTHWEST HOUSTON AND FORT BEND COUNTY

MAY 2004

VOLUME 28 ISSUE 5

## B-VARC June Meeting

On Thursday, June 10, 2004 at 7: 30 P.M at the Sugar Land Community Center, Brazos Valley Amateur Radio Club will have Jennifer ShieldsHawes, KD5SQK Director of Emergency Management for the City of Pasadena present a presentation about Amateur Radio and Emergency Management.

Jennifer brought amateur radio into Emergency Management of Pasadena before she was licensed. Please come join us in an interesting presentation and help make Jennifer welcome.

The general meeting will also have the co-chairs of 2004 Field Day committee Ross Lawler, W5HFF, John Chauvin, K5IZO, and Allen Brier N5XZ. They will be discussing the final planning session for Field Day preparations and schedule.

Members are encouraged to attend the General Meeting to learn about the latest in amateur radio technology along with the camaraderie of your fellow hams. Non-members are always welcome to visit and learn more about the club.

## In this Month's Newsletter

Antenna Loading by Rick Hiller	pg 2, 3, 4
RAG CHEW & Public Service Net	pg 5
"B-VARC or BVARC" a member's thought	pg 5
B-VARC Field Day Update	pg 6
Testing Results & Field Day map	pg 7
Club Calendar	pg 8
Public Service Events/Swap meets	pg 9, 10
Boy Scout Merit Badge Fair Info	pg 10
May Board of Directors minutes	pg 11



**Terry Myers KQ5U and Ron Eisenbrey, AB5WG gave Radio Frequency Interference presentation. at the May meeting.**

## President' Corner

The May meeting went well with Terry, KQ5U and Ron, AB5WG, giving a presentation on RF interference. I want to thank them for their time and effort on an excellent program.

You know the year is flying by when Field Day is just around the corner. Don't miss the June meeting to help prepare and plan for Field Day.

I have received a request to help someone put up a HF antenna at their house in the Meadows. Several of the club members and I have talked about forming a team to help hams put up antennas. If you would like to help with this or would like to help the ham in the Meadows, please let me know.

Hot dogs are back. Kevin, KD5O will be serving hot dogs and soft drinks at the June meeting. Donations will be accepted to offset the cost of the food.

73's

N5VCX

# Antenna Loading -- Part 2

Rick Hiller W5RH

When thinking about antennas for Amateur Radio, especially for the lower bands, the lack of space seems to be one of the bigger dilemmas with which Hams must contend. This is a multi-part series about the use of loading to shorten antennas. I have provided you, not only, examples and descriptions of how to apply it, but I have also provided quite a few references so that you can investigate on your own. I figure that if my writing style doesn't get through to you, than maybe other authors with differing styles might. Part 1 was in the January 2004 edition of the BVARC newsletter.

## Part 2—Inductive Loading

“Coil, stub, linear and helical” are all terms that relate to the principle of utilizing inductance as a means for shortening an antenna. “Inductive loading” is the term, to be exact. We've all seen those fantastic HF mobile ‘screw driver’ antennas, right? They utilize inductive loading. Hustler mobile HF antennas have a loading coil. HamStick HF mobile antennas use helically wound elements. Are you familiar with the KLM line of Yagi antennas? Their 40-meter version used linear loading and the ‘Franklin’ antenna (one for you to research) utilizes stubs for proper phasing which is a type of inductive loading too. Let's start out with the most common use of inductive loading – the center loaded HF mobile antenna.

### Shortened HF Mobile Antenna (See Notes 3,4,5,6)

The center loaded HF mobile antenna is widely used and is an excellent, straightforward design example. When we take a ¼ wavelength resonant element and play it against, in a good way, the automobile body, we generate a resonant system with which we communicate. Trouble is that the ¼ wave vertical element is too tall (17.5 feet on 20 meters) to drive down the highway with 13' 6" clearance at most over passes. 40 meters is worse at 32 feet for a ¼ wavelength vertical and 80 and 160 are simply unimaginable to erect a full size element. But we do want to have fun out there on the highways so, for the sake of safety; we have to shorten those antennas to a reasonable length. 13 feet 6 inches is maximum length but a more practical length is 8 or 9 feet.

WB6BCN, Doug Flory, wrote a great article available on Antennex. It says a lot of the same things that I am but with a bit of a different perspective, so check that out at <http://www.antennex.com/hws/index.htm> Loading of Short Antennas—Antennex

So how do we go about figuring out what size coil and where to place it and how long to make the element, etc. Although there was an excellent article about loading antennas with coils in the October 2003 issue of QST (Note 2), my favorite article appeared in QST but back in September of 1974 (Note 1). Both articles go through the math and pro's and con's but the author of the 1974 article, Jerry Hall, developed a chart to ease the pain of solving a polynomial algebraic expression. This chart is shown in Figure 2-1.

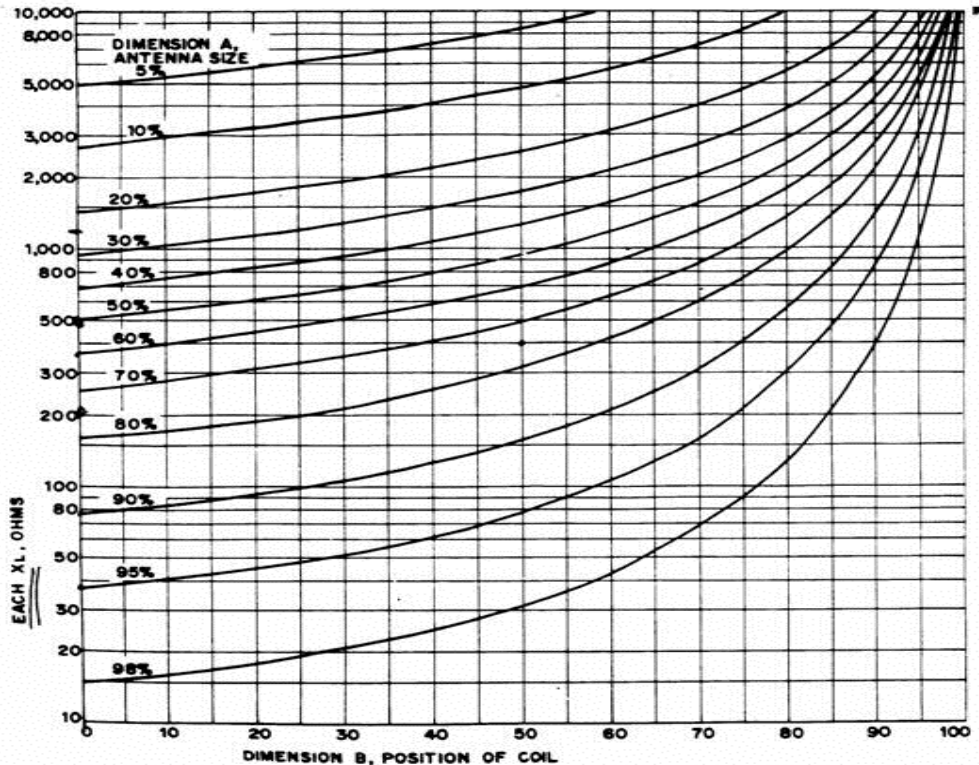
Two factors determine a starting point (Reference Figure 2-1 and 2-2); one is how short will the intended antenna be and the other is where on the antenna will the coils be placed. The units for this chart are “percentage of full length” (Chart – Dimension ‘A’ Antenna Size curves) and “percentage of position” from center (Chart – Dimension ‘B’ Position of Coil). From these 2 factors, applied to the graph of Fig 2-1, you determine the inductive ‘reactance’ required to attain resonance. You can then convert inductive ‘reactance’ to inductance, using the formula of  $X_L = 2 \pi f L$  (inductive reactance equals 2 pi (3.14159.....) times the coil inductance.) Note that the graph is made to address one side of a dipole OR a single vertical 1/4 wl element. If you figure a dipole then you will need to have 2 coils, one on each side, each with the determined value.

### Example

Moving to a practical example of this....say we wanted to take a 40 meter vertical (about 35 feet long, if full size) and make it 8 feet long or 23% of full size to place on a car. By using the chart it is quite easy to determine what to do ...look at the chart. Note that because we are not on an even decimal percentage of shortening, we have to interpolate between 2 curves.

Step 1) Find the curves that have 20% and 30%(dimension A ) at the left end.

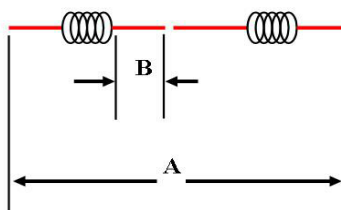
Step 2) Follow these curves with reference to the bottom scale (dimension B) until you get to 50 on the bottom scale position of coil. You will have to interpolate between the two lines to get to the 23% point. Mark this point on the chart.



**FIGURE 2-1**

Step 3) Transpose this position horizontally to the left side scale and read about 2400 ‘ohms’ on the scale of “Each xL, ohms”. In other words, 2400 ohms is the inductive reactance of the loading coil that must be used to resonate the 8 foot piece of wire that has a loading coil half way up the element.

**Inductive loading  
50% dipole**



- A = % of Full Size Dipole
- B = % of A/2 Position of coil

**Figure 2-2**

*Side note here – notice how that as the position of the coil is moved from ‘0’ or the base of the vertical up the element to the very top or ‘100’, that the amount of inductive reactance (and hence, inductance) that is needed to resonate the element increases dramatically. The element length stays the same but the coil must get increasingly larger as it is moved out to the element end. Actually the element end on the chart is not defined exactly, as it would be a infinitely sized coil if placed at the very end.*

Step 4) Figure the Inductance –  $X_L = 2 \pi f L$  or  $2400 = 6.28 \times 7,200,00 \times L$  or  
 $L = .000053H$  or  $53 \mu\text{Henry's}$ .

So you have seen that figuring a coil's physical attributes is pretty straight forward, as in the Radio Amateur's Handbook, where there are tables like Table 2-1. The ARRL has a slide calculator (for sale) that does the task. Another method is via software. Do a Google search for Reg Edwards, G4FGQ, and download his LOADCOIL software. This will automate the task for you.

Once calculated, wind your coil (Note 6) or purchase coil stock (see Figure 2-3 and 2-5) from a vendor like B&W. Place it within the antenna at the proper place. Once you have the antenna erected, the fine-tuning is best done empirically by moving the end 'whip' portion in and out (cutting the end wire on a dipole), like the Hustler or Ham Stick antennas. Tune up can be done with an SWR meter but a quick check of resonance with a GDO or Antenna analyzer would save you time and money.

### Summary

Loading antennas is a very common practice to the amateur operator no matter what amateur band or antenna type is used. It helps reduce the size of the antenna when either physical height, or length, are a problem. Loading brings an antenna system into resonance, which is the preferred condition for coaxially-connected, solid state transceivers. On full wavelength or multiple wavelength antennas, loading can help configure the current distribution so that the currents are phased properly and therefore provide maximum radiation in the desired direction.

When experimenting with antennas, knowledge of the types of loading and the characteristics of each is a benefit that will pay off many times over. With this knowledge, your antennas will be the most efficient skyhooks that can be designed and built. Radiating a great signal on the ham bands means more contacts and hence, more fun...and that's what it's all about! Rick W5RH

Next month Part 3 – Continuation of Inductive loading

### Reference Notes and Articles:

- 1) Off-Center-Loaded Dipole Antennas – Jerry Hall K1LPL, QST September 1974
- 2) Design A Shortened Antenna – Luiz Duarte Lopes, CT1EOJ QST October 2003
- 3) Effective HF Mobile Antennas – Keith WB2VUO – [www.qsl.net/g3pto/mobant.html](http://www.qsl.net/g3pto/mobant.html)
- 4) Optimum Design of Short Coil-Loaded High Frequency Mobile Antennas – Bruce Brown, W6TWW ARRL Antenna Compendium Vol. 2
- 5) Short Coil Loaded HF Mobile Antennas: An Update and Calculated Radiation Patterns – John Belrose, VE2CV, ARRL Antenna Compendium Vol. 4
- 6) Homebrew Your Own Inductors – Robert Johns, W3JIP – QST August 1997

---

## Correction to Part I of the Antenna Loading Article

### Antenna Loading -- Part 1 B-VARC newsletter January 2004

In the "End Loading" section, page 3, I coined a term for end loading as "Voltage Node Loading " This is wrong. The correct terminology for end loading is "Voltage Loop Loading" . Voltage is at a maximum at the end of a wire and a maximum is called a 'loop'. A minimum in an oscillatory system is called a 'node'. The last part of this article will explain the why's and how's of end loading and the coining of this term.

Rick Hiller W5RH

Harris County Houston, Texas

"Antennas....How can a simple piece of wire cause so much confusion, dilemma, quandary, and question and, yet, create so much pleasure ?"

copyright W5RH 2002

# THE BVARC Rag Chew Net

*By Joe Morgan, K5JWM Net Coordinator*  
April 2004 check-ins  
3910 KHz +/-3KHz Wednesdays at 7:00PM

Just WHAT IS the Rag Chew Net? Well it's a chance for you to get on the low bands and hang out with other B-  
VARC members, as well as hams from around the south central US! WHAT?? Don't have voice privileges? Got a  
short-wave receiver? Dial in and listen, then check in using the telephone number announced at the beginning  
of each net.

04/07/04 - K5JWM, K5CEK, N5CPA, KE5SR, K5HFF, WB5SRN, W5UHZ, AB5BA, K5VRJ, K5LJ, AD8AD,  
NT5SM, NM5K.check-ins(13)

04/14/04 - K5JWM, W5UHZ, WA5VRB, N5CPA, K5IHV, K5YZ, K5VRJ, AB5BA, NM5K.check-ins(19)

04/21/04 - K5JWM, N5CPA, WB5SRN, K5CEK, W5HFF, KD5WHD/KK5NU, W5UHZ, K5VRJ, AB5BA,  
WA5VRB, K5LJ, K5IZO, WB5VYR, K5LBU, W5RJA, WA5TWL, K5HFF, check-ins(16)

04/28/04 - K5JWM, K5CEK, N5CPA, WB5SRN, K5VRJ, AB5BA, W5UHZ, K5HFF, WB5VYR, WA5TWL,  
WA5VRB, W5HFF, K5LBU.check-ins(13)

## Monday Night NET Updates

Don't forget the Monday Night Public Service Net starts at **8 pm** instead of 9. The order of check-ins start with  
mobile units first then fixed stations. If you something for the net, make sure you let Net Control know about it  
when you check in.

### Monday Night Public Service Net Check-ins

4/12 - 21 - Kevin, kd5o	4/28 - 24 - Doug, k5vyz
5/3 - 19 - Cam, k5cam	5/10 - 22 - Kevin, kd5o
5/17 - 15 - Joe, k5jwm	

---

## B-VARC or BVARC – An Historical Account from a Past President

by Allen F. Mattis, N5AFV

For those of you who do not know me, I was president of B-VARC in 1991 and vice president in 1990. I served on  
the Board for eight years, and was extremely active in the club for over ten years. I am also a lifetime member of  
the club. A number of events in the past five or six years, mostly personal in nature, have prevented me from  
participating in most of B-VARC's activities.

I joined B-VARC in 1985, seven years after the club was formed. Even though I was not a member in the earliest  
days of the club, I knew most of the founding (charter) members, and learned from them about the first few years of  
the club. The version of how the name B-VARC developed, as told to me by a number of the founding members,  
was that it had to do with the pronunciation of B-VARC. Without the hyphen, people would pronounce it "buhvarc"  
instead of "beevarc", and the Board voted to put the hyphen into the name of the club so that it would be pronounced  
"beevarc". I have heard the computer dash story from a number of people in the last few years, but personally  
discount it as being an urban legend. The club was founded in 1978 before personal computers were affordable and  
in widespread use, and the early club newsletters were typed manually on a typewriter that did have the hyphen.

Should the club name be changed from B-VARC to BVARC? I am usually one who is sensitive to past tradition, and tend to follow the old saying "If it ain't broke don't fix it." But I am not very active in the club today, and if the Board (who should have their proverbial finger of the pulse of the club) feels that a name change is in order and would benefit the club, perhaps they are correct.

## FIELD DAY – 2004 – JUNE 26 & 27

Plans are well underway for Field Day 2004. The site is the same as last year, the Richmond/Rosenberg Fireman's Training Center. See directions below and map on page 8.

Emphasis this year will be on being moderately competitive while promoting a fun atmosphere for members, their family and invited guests. Enhanced emphasis will be put on Technician Class operations. Actual operating begins at 1PM CDT, Saturday and goes to 1PM Sunday. A hot meal (tentatively Bar-B-Que) will be served around 3 – 4 PM. There is no formal charge for the meal but a donation at the serving line of \$5 per person is suggested. In addition to interested family members, if you know prospective hams or prospective members, do invite them, especially during the Bar-B-Que and during the peak operating activity periods of Saturday afternoon and Saturday evening. If you will attend the Bar-B-Que, let one of the coordinators know the number in your party so the amount of food required can be better estimated. Beverages and snacks will be provided continuously during the event.

The various efforts associated with carrying out a successful Field Day have been subdivided into manageable tasks. These include but are not limited to:

Overall Field Day Coordination	Fireman's Site Liaison
Overall Site Manager	Equipment Coordination
Power generation & distribution	Antennas
Operator Scheduling	OTA captain
VHF/ UHF Captain	Satellite
Site clean up	Bureaucracy (paperwork)
Talk-in	Security
Food	Safety/ First Aid
Publicity	

Contact one of the coordinators if you wish to assist in any part of these or other activities. Contact Allen Brier to schedule your operating time slot(s). If unsure of your time availability, show up at any time as there are usually operating stations available. Technicians are encouraged to operate the VHF station, satellite and other available modes.

Breakfast will be served (no charge) at the site at 8 AM for the volunteers participating in set up on Saturday morning. You are encouraged to go directly to the site rather than the usual restaurant for breakfast.

The coordinators are Allen Brier (N5XZ) 281-342-1882, Ross Lawler (W5HFF) 281-342-3340 and John Chauvin (K5IZO) 713-981-8281.

Directions to the Field Day site: Going west on Hwy 90A into Richmond, cross the Brazos River bridge, take the 1<sup>st</sup> right (2<sup>nd</sup> St.) and go north about 10 blocks until the road takes a left turn. The entrance will then be past the scrap yard, up about 200 feet on the right. Signs will be posted.

The talk-in will be on the MERA Repeater, 145.47 MHz, negative offset, 123.0 Hz tone.

See you at FIELD DAY !!!

### **Houston Amateur Radio Supply**

**181 Cypresswood Drive**

**Houston, Texas 77388 - 6038**

**281-355-7373 800-471-7373 281-355-8007/Fax**

**Monday to Friday 9:00 a.m. to 5:30 p.m.**

**Saturday 9:00 a.m. to 3:00 p.m. Georae Di Letto KD0RW**

**Repair most brands of radios, amps, and other gear**

**Factory Authorized Repair center for ICOM and Yaesu**

**Trade-ins Welcome, Consignment Service,**

**30 day warranty on used equipment**

**06/04**

# License Testing Results

by John Moore, KK5NU

BVARC administered the ARRL-VEC Amateur Radio Examination sessions that were held at Houston Community College Scarcella Technology Campus, here in Stafford.

April 13, 2004

Eight examination elements were administered during the evening to six applicants. Three new Technician licenses were earned; one upgrade to General class, one Element 3; and one upgrade to Extra class were attained. The total number of elements passed was six (6). The overall "pass rate" for the evening was 75%.

Congratulations to all the following who attained a license and/or passed an exam:

William J. Haskett	-	Technician
John P. Hollingshead, III	-	KB5SXH - Extra
Robert L. Mathis, Sr.	-	KC5RSZ - General
Charles Nolan Perry	-	KD5UCM - Element 3
Eric L. Poe	-	Technician
Mark F. Sanderson	-	Technician

Many thanks to all the Team Members and Assistants who volunteer their valuable time and effort each month.

All of us at B-VARC again thank everyone at HCC Scarcella Technology Center for making these excellent classroom facilities available to us for our exams each month.

**EPO** THE ELECTRONIC SOURCE

**NEW & SURPLUS ELECTRONIC COMPONENTS**

**ELECTRONIC PARTS OUTLET**

3753 FONDREN ROAD  
HOUSTON TX, 77063

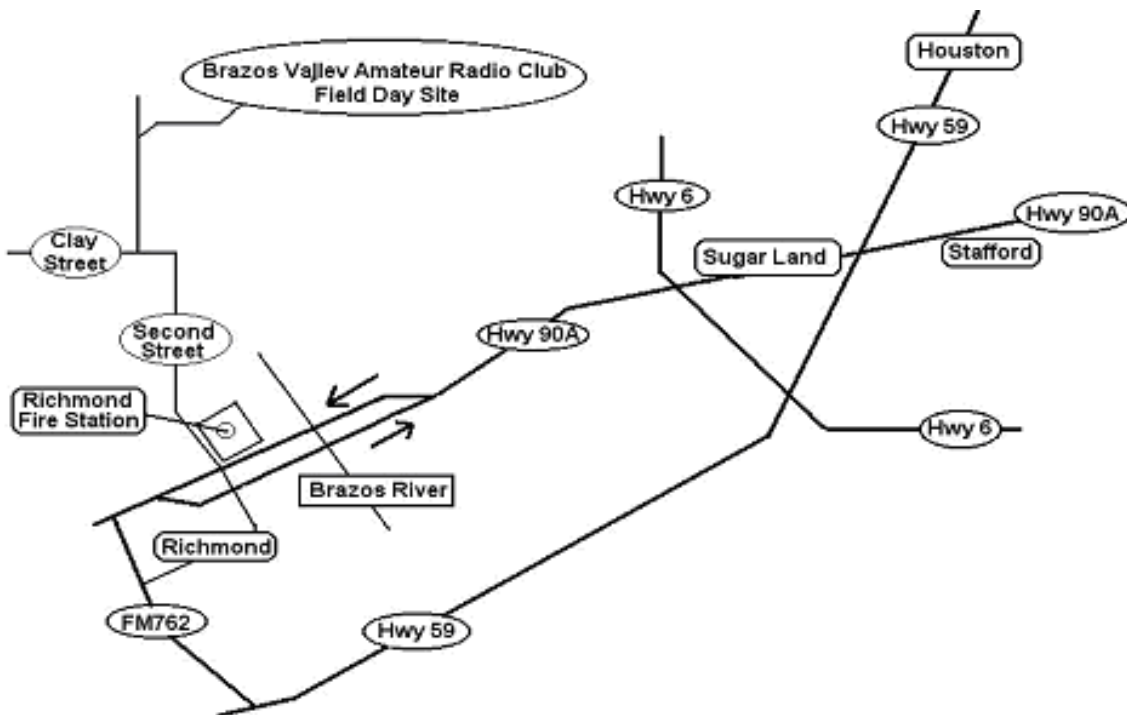
713-784-0140  
FAX#713-784-9740

SURPLUS INVENTORIES  
PURCHASED  
www.epo-houston.com

Southwest Houston  
Between Richmond & Westpark

SHIP TO:  
9101 LIPAN  
HOUSTON, TX 77063

02/03



# B-VARC Calendar - June 2004

SUN	MON	TUE	WED	THU	FRI	SAT
		1	2 HF Net 7:00 pm 3910 3KHz	3 BOD Meeting 7:30 pm	4	5
6	7 Net 8:00 pm 145.47 – K5CAM	8	9 HF Net 7:00 pm 3910 3KHz	10 Club Meeting 7:30 pm Field Day Prep and Emergency Management	11	12
13	14 Net 8:00 pm 145.470 – KD5O	15 VE Session 6:30 pm	16 HF Net 7:00 pm 3910 3KHz	17	18 3 <sup>rd</sup> Friday dinner 6:30 HAMCOM	19  HAMCOM
20	21 Net 8:00 pm 145.470 – K5JWM	22	23 HF Net 7:00 pm 3910 3KHz	24	25	26 Field Day 2004 – FB Fire Training Field
27 Field Day 2004 – FB Fire Training Field	28 Net 8:00 pm 145.470 – KC5VYZ	29	30 HF Net 7:00 pm 3910 3KHz			

Third Friday Dinner June 18, 6:30p.m. (sharp) at PANDA GARDEN CHINESE RESTAURANT 1043 Eldridge Road at Jesse Pirtle Blvd. in Sugar Land.

# B-VARC Calendar - July 2004

SUN	MON	TUE	WED	THU	FRI	SAT
				1 BOD Meeting 7:30 PM	2	3
4	5 Net 8:00 pm 145.470 K5CAM	6 VE Session 6:30 pm	7 HF Net 7:00 pm 3910 3KHz	8 Club Meeting 7:30 pm	9	10  TEXAS City Swap fest
11	12 Net 8:00 pm 145.470 KD5O	13	14 HF Net 7:00 pm 3910 3KHz	15	16 3 <sup>RD</sup> Friday Night Dinner	17
18	19 Net 8:00 pm 145.470 K5JWM	20	21 HF Net 7:00 pm 3910 3KHz	22	23	24
25	26 Net 8:00 pm 145.470 KC5VYZ	27	28 HF Net 7:00 pm 3910 3KHz	29	30	31

Saturday morning breakfasts 7.00 a.m. New York Coffee Shop. 9720 Hillcroft, Houston.  
7:30 a.m. Viking Den 2939 S. Main, Stafford.

## Public Service Events

*By Mike Hardwick, N5VCX*

### Several Events Still Needing Volunteers!

Here are several upcoming Public Service and other amateur radio related events needing amateur radio operators for communications or participation. Operators of web sites and remail list, post this information on your web site. Please show your support for amateur radio by coming out to help or by attending the events.

#### **Tour de Braz Bike Ride** **7:00 a.m. June 13, 2004**

Bike ride in Alvin area with multiple courses. Needing about 20 operators to man break points/water stops, start and finish areas. Contact Barbara at 979-265-3115

#### **Katy Flatland Bike Ride** **7:00 a.m. July 18, 2004**

Bike ride in Katy area with multiple courses. Needing 20 amateur ham operators to man break points/waterstops, start and finish areas. Event communications will be on UHF so all radios need to have at least 15 watts of power. If you would like to help, please contact me at 713-771-4625.

Thanks,  
Mike Hardwick, N5VCX  
[n5vcx@arrl.net](mailto:n5vcx@arrl.net)

#### **BP MS150 Houston to Austin** **Bike Tour 2005** **7:00 a.m. April 16 & 17, 2005**

Premier 2 day cycling event needing 120 amateur radio operators to provide communications for support. Communications will be on HF, VHF, UHF, and APRS. Bike Ride has multiple courses between Houston and Austin and amateur radio covers all areas, medical, break points/water stops, start and finish areas, SAGS, supply trucks, and event staff.

If you are interested in helping, please give me a call at 713-771-4625.

Thanks,  
Mike Hardwick, N5VCX  
[n5vcx@arrl.net](mailto:n5vcx@arrl.net)

## 2004 BP MS150 Awards and Volunteer Appreciation party

For everyone that volunteered for the BP MS150 Bike Ride the awards and volunteer appreciation parties will be held on:

Austin - Monday, June 21, 2004, 5 to 8 pm Dave & Busters on Research Blvd.  
Houston -Thursday, June 24, 2004 5 to 8 pm Toyota Center

The MS150 Bike Ride had over 11,600 riders this year and it is predicted that over 8.5 million dollars will be raised to help find a cure for MS.

Please try and make the awards party. I want to thank everyone that volunteered this year.

Mike Hardwick, N5VCX  
[n5vcx@arrl.net](mailto:n5vcx@arrl.net)

---

## Ongoing Swapmeets

### Humble TEAC ARC Swapmeet

Third Saturday in March, June, September, December in Humble. Sponsored by TEAC - Hugh  
[W5FM@arrl.net](mailto:W5FM@arrl.net) 145.43(minus offset)

## Upcoming Hamfests

Here is hamfest info for the next several months. If you have any information on other local hamfests, please send it to me. Or you can check out <http://www.arrl.org/hamfests.html#listing>

**HAM-COM 2004**  
**ARRL WEST Gulf Division**  
**Convention**  
**June 18 & 19, 2004**  
<http://www.hamcom.org/>

Two day hamfest in Arlington near Six Flags. Indoor and outdoor flea-markets with commercial exhibits as well as several programs.

## **Tidelands ARS Hamfest 2004 July 10, 2004**

Place: Doyle Convention Center, 5<sup>th</sup> Avenue North at 21<sup>st</sup> Street North, Texas City, Tx.  
Time: Doors open to Public at 8:00 AM  
Set up: Commercial Vendors 5:00 AM  
Flea Market Tables 7:00 AM

The Tidelands Amateur Radio society is proud to present the 2004 Hamfest in Texas City again this year.

This Hamfest, an annual event, has always proved itself to be a fun filled, enjoyable outing for all attendees.

The hamfest will have 100+ tables with Major and Flea Market entries. There will be hourly and Grand Prizes, Amateur Exams, A Left Foot CW contest, Forums, Food, Fellowship and much much more. The Hamfest is held in the Doyle Convention Center, a beautiful large Air Conditioned building with plenty of near by free parking and covered loading and unloading areas.

## **And don't Forget that the Brazos Valley ARC Mix-N-Match Swap Meet will be held on March 5, 2005.**

<http://www.hal-pc.org/~bvarc>

Volunteers are needed to help with the swap meet!

<http://www.hal-pc.org/~bvarc/> or [n5vcx@arrl.net](mailto:n5vcx@arrl.net)

---

## **Boy Scout Merit Badge Fair Held In March**

Amateur Radio lends support important Boy Scout Radio Merit Badge Program

By Rick Hiller <[rhiller@sdicgm.com](mailto:rhiller@sdicgm.com)>

Radio Merit Badge Class by Rick Hiller W5RH

Another successful combination of Ham Radio and Boy Scouts took place March 27th at the Tomahawk District Merit Badge Fair in Sugar Land. Four Scouts participated and passed all of the Radio Merit Badge requirements, which included learning about the different types of radio services, the electromagnetic spectrum, propagation and schematic symbols. The final requirement was to make a couple of QSO's on the air.

Once the 'theory' part of the class was accomplished, the focus turned to getting on the air. The boys built a 17 meter dipole which was hung from a 24 foot mast, made from 2 poles lashed together (what else -- this is Boy Scouts - hi). The boys then put together the station (loaned to us by Mel, KB5ION) which consisted of an antenna matching network, power meter, TS-430 and power supply. For the next 3 hours, contacts were made with stations in Missouri, Tennessee, Georgia, New Mexico and California. All this on the air activity had stations standing by to talk to us, including TI5XP, Max, in Costa Rica, who called us !

Mel, KB5ION, called us on 17 meters to tell us that Maurie, VK3CWB, would be on 12 meters around 4 o'clock. So in a bit of urgency, Ross, W5HFF, the boys, plus some other interested parties, brought down the 17 meter dipole, cut it to length for 12 meters and re-erected the mast, orienting the antenna broadside to VK-land. By chance, K6SMF was calling CQ near where Maurie was to be, so we talked with Neil for a few minutes. Carroll, AA2NN, who is in the group that talks to Maurie, chimed in for a hello. After a few minutes, VK3CWB was on frequency at signal strength 59 plus. The boys and others talked to Maurie till about 4:30 when we had to shut down. It was the perfect ending to a successful day.

Thanks to Ross, W5HFF, for handling most of the 'on the air portion' of the classes and for Mel, KB5ION, for his gracious loan of the gear.

B-VARC has a rich history for supporting scouts with information, stations, merit badge classes, and Jamboree on the Air activities. A few B-VARC members had their pictures in QST in 1996 for setting up a demonstration station at a Boy Scout activity day at West Oaks Mall.

0203

# **STORAGE USA®**

**Mark A. Austin**  
**Diane Austin**  
*Management Team*

2222 SW FREEWAY  
HOUSTON, TX 77098

PHONE (713) 807-0900  
FAX (713) 807-7134  
[www.sus.com](http://www.sus.com)

## 2004 Club Officers:

### President:

Mike Hardwick, N5VCX  
n5vcx@worldnet.att.net

### Vice President:

Allen Brier, N5XZ  
abrier@hotmail.com

### Corresponding Secretary/Treasurer:

Mack Arp, W5EET  
w5eet@yahoo.com

### Recording Secretary:

Joe Morgan, K5JWM  
k5jwm@att.net

### One Year Board Member:

Ross Lawler, W5HFF  
w5hff@juno.com

### Two Year Board Member:

Sid Sherwood, N5ZKD  
n5zkd@arrl.net

### Past President:

Kevin Foto, KD5O  
foto@texas.net

---

## Club Happenings:

### General Meeting

Second Thursday each month,  
Sugar Land Community Center,  
226 Matlage Way

### Board of Directors Meeting

First Thursday of each month,  
Sugar Land Community Center,  
226 Matlage Way

### Volunteer Examiner Program

BVARC administers Amateur  
License Exams on the 2nd Tuesday  
of each month at the HCC Scarcella  
Technology Campus,

10141 Cash Rd. in Stafford.  
Contact John Moore, KK5NU

### Eating Schedule

Third Friday Dinner at 6:30 p.m.  
Location announced in the calendar.

### Saturday morning breakfasts –

7:00 a.m. New York Coffee Shop  
9720 Hillcroft, Houston  
7:30 a.m. Viking Den  
2939 S. Main, Stafford

### Rag Chew Net

3910 KHz +/-3KHz Wednesdays  
at 7:00 p.m.

### Public Service Net

Monday night on 145.47 (123 PL)  
at 9:00 PM

# Minutes of Brazos Valley Amateur Radio Club Board of Directors Meeting

May 4, 2004

**Attendees:** President; Mike Hardwick-N5VCX, Vice President Allen-N5XZ, 2 -Year Director/Club Elmer Ross Lawler-W5HFF, Corresponding Secretary/ Treasurer, Mack C Arp-W5EET, Past Secretary of Treasurer Camron-K5CAM, Past President Kevin Foto KD5O Sid-1-Year Director Recording Secretary, Joe W Morgan - K5JWM. Guest John Chauvin-K5IZO

Meeting called to order at 7:30 PM by President Mike Hardwick.

**Comments:** Mike Hardwick

**Emergency Business:** Position for President-replacement

**Old Business:** Prepare Calendar for the year for BOD. Program, event planning schedule. New web site try to have ready June, 2004 Bank changes-change CD to higher percentage rate Move account to different bank. By-Law changes update to 501-3C. Need to find all club records we can and find a safe place for them. Net time change seem to be working all right. Program schedule for the rest of the year. May will be RFI, June will be space & satellite communications, Aug Ice Cream Social.

**New Business:** John- K5IZO is willing to do some advertisement for BVARC, he has some great ideals for enlarging the club. And we all thank John for the help. Mass e-mailing for all club events and VHF, HF nets. Ordering of the Field Day pins.

**New Business:** John- K5IZO is willing to do some advertisement for BVARC, he has some great ideals for enlarging the club. And we all thank John for the help. Mass e-mailing for all club events and VHF, HF nets. Ordering of the Field Day pins.

## **Announcements:**

Field day backup will be at Sugar Land community center  
Backup repeater Freq for the net is 145.45  
Shiner Bash Bike Ride

**Membership count:** 143

**Adjourn: 9:52 p.m.**

**Submitted by Recording Secretary Joe W Morgan-K5JWM**

The BVARC Board of Directors would like to thank **Lockard & White Telecommunications Engineers** for the production of the newsletter.



Monthly Publication of the Brazos Valley Amateur Radio Club.  
 Serving Amateur Radio for Southwest Houston and Fort Bend County  
 Club Call sign - KC5OIG, W5DPA  
 BVARC Website: <http://www.hal-pc.org/~bvarc>  
 Editor: John C Whiteman, K5LKJ, [jw@heatingtapes.com](mailto:jw@heatingtapes.com)  
 Production Team: Cameron Mitchell, K5CAM, [k5cam@arrl.net](mailto:k5cam@arrl.net)  
 Claude Sessions, K5HFY, [k5hfy@arrl.net](mailto:k5hfy@arrl.net)

## BVARC Meeting Dates for 2004

Time to mark your calendar for the 2004 meeting dates. With the early morning efforts of Cameron Mitchell, K5CAM, and the dates for the last of 2004 were finalized in July. Cameron shows up before the roosters even think about getting up and signs the club up for the rooms at the Community Center, so mark your calendar with the dates for the Board of Directors and general meeting for 2004.

Date	Type	Location	Date	Type	Location	Date	Type	Location	Date	Type	Location
June 3	BOD	SLCC	July 1	BOD	SLCC	Aug 5	BOD	SLCC	Sept 2	BOD	SLCC
June 10	General	SLCC	July 8	General	SLCC	Aug 12	General	SLCC	Sept 9	General	SLCC
Oct 7	BOD	SLCC	Nov 4	BOD	SL Lib	Dec 2	BOD	SL Lib	<b>SL Lib – Eldridge Road Library</b>		
Oct 14	General	SLCC	Nov 11	General	SLCC	Dec 9	General	SL Lib	<b>SLCC – Sugar Land Comm. Ctr.</b>		

**FCC Extends BPL Reply Comments Filing Deadline (May 27, 2004)** -- The FCC has extended the deadline to file reply comments in its broadband over power line (BPL) proceeding, ET Docket 04-37, from Tuesday, June 1, to Tuesday, June 22. The Commission released its BPL *Notice of Proposed Rule Making (NPRM)* February 23, and the initial comment deadline passed May 3.

**VOLUME 28 ISSUE 5**

**May 2004**

**BRAZOS VALLEY  
 AMATEUR RADIO CLUB  
 P.O. BOX 1630  
 MISSOURI CITY TX 77459-1630  
 ADDRESS SERVICE REQUESTED**

**FIRST CLASS POSTAGE**

**Monday Night Public Service Net at 8:00 P.M.  
 Next General Meeting on June 10 at 7:30 P.M.**

**Hurricane Season Starts June 1, 2004  
 Are you ready?**

If your mailing label is highlighted in color its time to renew your membership